

# pucS at a GLANCE

809 CENTER STREET • PITTSBURGH PA 15221 • WWW.PUCS.ORG • (412) 244 - 1779



## CARING FOR THE WHOLE CHILD

**At Pittsburgh Urban Christian School (PUCS), we encourage our students to get out of their seats, to explore the world around them, and to ask challenging questions. We inspire students to see all of life as interconnected while we practice learning and serving in a diverse, urban setting.**

**We believe our approach to education guides and shapes children's God-given curiosity about the world, which helps them thrive beyond our walls as they grow academically, emotionally and spiritually.**

- **FOUNDED** 1981
- **ENROLLMENT** 125 student, grade K-8
- **AVERAGE CLASS SIZE** 14
- **ANNUAL TUITION**
  - Elementary School \$6,875
  - Middle School \$7,901

- **FINANCIAL AID**

79 of 125 (63%) students receive assistance \$345,461 financial aid awarded \$2,000 minimum tuition paid by each family

- **MEMBERSHIP**

PUCS is a member of schools that can, an invitation - only network of 150+ high-performing, independent urban schools.

- **TECHNOLOGY**
  - Robotics Program
  - Chromebook 1:2 ratio 4th-8th grade
  - 1:4 ratio k-3rd grade
  - Smartboards in 8 classrooms
  - ipads 20 total

## STUDENT DEMOGRAPHICS

**ECONOMIC DIVERSITY**

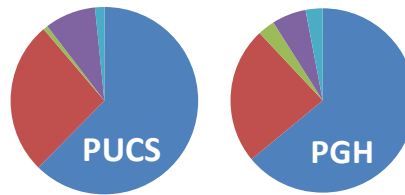
Receive financial aid	63%
Eligible for free or reduced lunch	37%
Single parent households	19%
Households below poverty level	11%

**GEOGRAPHIC REPRESENTATION**

City of Pittsburgh	67%
Highland Park, Morningside, Garfield	37%
Greenfield	11%
North Side	4%
Oakland, Squirrel Hill, Point Breeze	11%
South Hills, South Side	4%
Fox Chapel	2%
Gateway	2%
Penn Hills	8%
Wilkinsburg	4%
Woodland Hills	17%

**CHURCH REPRESENTATION**  
 36 churches are represented at PUCS.  
 11 PUCS parents are pastors.

**ETHNIC DIVERSITY**  
 Ethnic diversity (%) at PUCS closely parallels that of the City of Pittsburgh.



	PUCS	PGH
● White	62%	64%
● African American	26%	24%
● Multiracial	1%	3%
● Asian or Pacific Islander	9%	6%
● Hispanic or Latino	2%	3%

## FACULTY AND ACADEMICS

**TEACHER RETENTION AND EXPERIENCE**  
 On average, PUCS' faculty have been teaching at PUCS for nine years. 10 of our 19 faculty and staff hold advanced degrees.

**DIFFERENTIATED INSTRUCTION**  
 At this time, we are staffed to provide differentiated instruction for a few special needs. Speech therapy, counseling, and tutoring are available onsite. We require a pre-admission assessment to determine if PUCS is a good fit for each student.

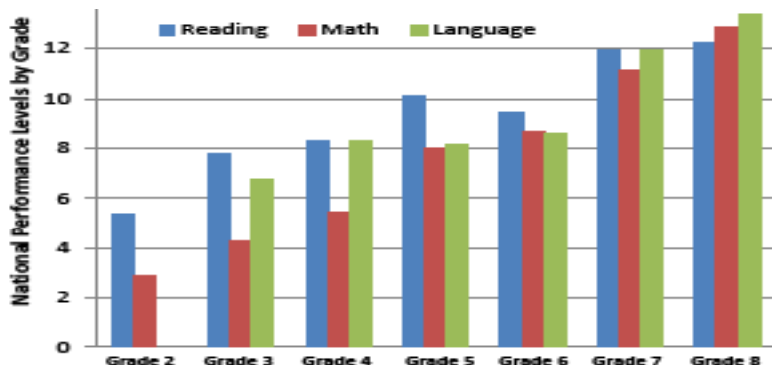
**STANDARDIZED ACHIEVEMENT TEST**  
 PUCS utilizes the Terra Nova Standardized Achievement Test to measure student performance against national averages. While not a complete picture of our students' abilities, these tests provide a comparative measurement tool for parents, teachers, and prospective high schools. Scores indicate the average grade level (year and month of school) of performance. (SEE TABLE BELOW)

## WHERE OUR ALUMNI ATTEND HIGH SCHOOL AND COLLEGE

Our students are well prepared to attend the high school of their choice. In recent years PUCS alumni have chosen Central Catholic, City Charter High School, Nazareth Prep, Oakland Catholic, Pittsburgh Public Schools (including CAPA, Pittsburgh Obama Academy, Science and Technology Academy), Trinity Christian School and Winchester Thurston.

Universities and colleges of choice include Harvard, Princeton, Carnegie Mellon, Chatham, Slippery Rock, Boston, Temple, Robert Morris, Drexel, Penn State, Eastern, Grove City, Wheaton, the University of Pittsburgh and Houghton.

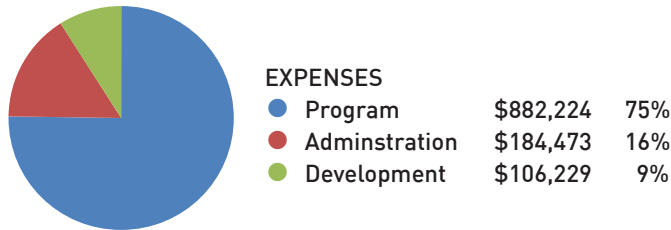

## PUCS SCORES - STANDARDIZED ACHIEVEMENT TEST



# pucs FINANCIALS at a GLANCE

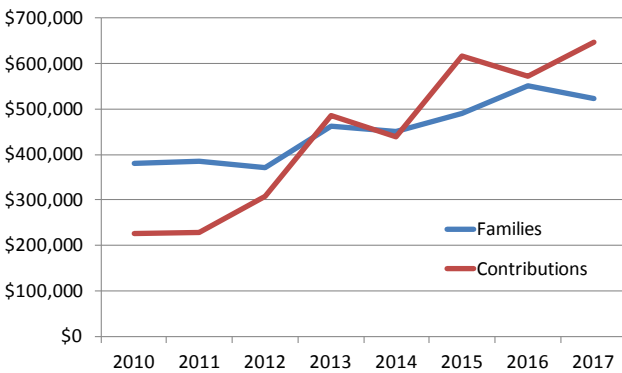
Through the years, PUCS has maintained roughly a 50/50 partnership between tuition and contributions income. This enables us to create a sustainable career for our teaches and provide financial aid to more than 79 students.

## 2017-18 BUDGET: \$1,176,925



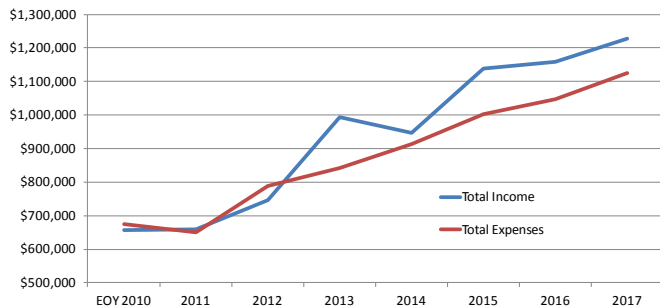
## INCOME FROM TUITION VS. INCOME FROM CONTRIBUTIONS

Our growth has been funded by a partnership between families and donors



## INCOME VS. EXPENSES

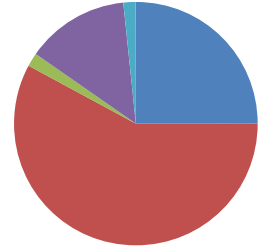
PUCS continues to make the necessary investments to maintain a sustainable organization, while operating within our means.



## 2017-2018 DONATIONS

As with investments, a diverse group of contributors is a critical factor in organizational sustainability.

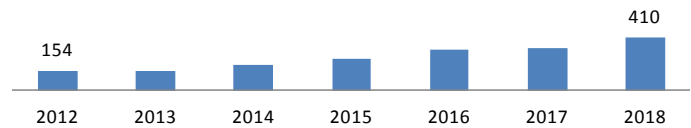
Donor Type	Donations	% Total
Individuals	\$162,869	25%
Businesses*	\$377,383	58%
Churches	\$11,800	2%
Foundations	\$89,032	14%
Orgainizations	\$10,745	2%
<b>Total donations</b>	<b>\$651,828</b>	



\* Includes donations made through the PA Educational Improvement and Opportunity Scholarship Tax Credit Programs (EITC and OSTC).

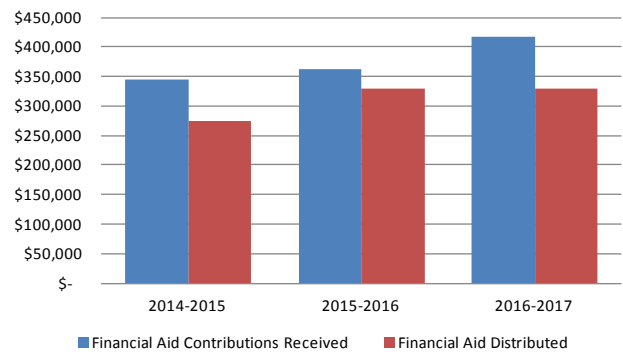
## NUMBER OF DONORS

PUCS's annual donor base continue to increase.



## FINANCIAL AID RESERVE

Our strategic initiative is to build a financial aid reserve in order to fund the upcoming year's financial aid prior to allocating awards. These reserves allow us to weather the uncertainties of charitable giving and state tax credits.



## OTHER WAYS TO SUPPORT PUCS

- United Way (Code 4372)
- Giant Eagle—Apples for Education (ID 841812)
- Box Tops (send yours to PUCS)
- Amazon Smile (identify PUCS as your charity)
- Corporate matching and corporate gifts for volunteering
- Volunteering and Prayer